

TECHNICAL DATA SHEET

Polyester putty GLAS

Two-components polyester putty containing specially cut glass fiber which increases mechanical resistance of the product. Advisable for filling hollows and reinforcing the areas weakened by corrosion or rust. Characterized by very good filling properties and good adhesion to the surface. As it is quite hard to process and its elasticity is fairly low, it can be used on relatively small surfaces. Ideal undercoat for the coats of other putty which has to be used to create smooth surfaces. Irreplaceable in the repair of boats, caravans, etc.

**FOR PROFESSIONAL USE!****GROUND TYPES:**

- ◆ Steel
- ◆ Polyester laminates
- ◆ Aluminium
- ◆ Two-component acrylic fillers
- ◆ Old paint coats
- ◆ Epoxy primers

Attention! Do not apply directly on wash primers, one-component acrylic or nitrocellulose products.

IT CAN BE OVERCOATED WITH:

- ◆ Polyester putties RANAL
- ◆ Spray putty UNI-SPRAY RANAL
- ◆ Acrylic fillers RANAL

COLOUR:

Grey-beige

SURFACE PREPARATION:

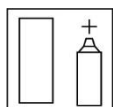
- ◆ Steel surfaces should be degreased, sanded with P80-P120 paper and degreased again.
- ◆ Aluminium surfaces should be degreased, matted with abrasive needle cloth and degreased again.
- ◆ Filler coated surface should be degreased, sanded with P220-P280 paper and degreased again.

TECHNICAL DATA SHEET

- ◆ Old paint coats should be degreased, sanded with P220-P280 paper and degreased again.
- ◆ Polyester laminates should be degreased, dry sanded with P80- P120 paper and degreased again.

Attention! Silicone remover RANAL and anti-static cloth RANAL are recommended for degreasing surfaces.

MIXING RATIO:



Putty: 100 parts by weight
Hardener: 2 – 3 parts by weight

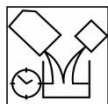
INSTRUCTION FOR USE:



Mix carefully the components, observing the mixing ratio recommendations. Apply the putty on sanded, clean and degreased ground. Apply with a spatula the coat up to 4-5 mm of thickness. Between the applications wait until the previous coat gets cured. Aluminium surface should be previously matted with abrasive needle cloth. In case of „on wet” application the layer of putty should be carefully dried.

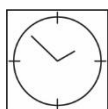
Attention! Do not use in temperatures below 10°C.

POT LIFE FOR APPLICATION ONCE MIXED WITH HARDENER:



4 to 7 minutes in the temperature of 20°C

DRYING TIME:



20 - 30 minutes in the temperature of 20°C
Drying time can be reduced by heating for 10 minutes in the temperature not higher than 60°C.

SANDING:



Preliminary P80-P120

CONTENT OF VOLATILE ORGANIC COMPOUNDS:

VOC II/B/b= 250g/L, VOC = 90 g/L

TOOLS CLEANING:

NITRO RANAL

TECHNICAL DATA SHEET

STORAGE CONDITIONS:

Store in a dark and cool place away from fire and heat sources. The shelf life in original package in the temperature of 20°C is 24 months for the putty and 12 months for the hardener.

HEALTH AND SAFETY RECOMMENDATIONS:

According to Material Safety Data Sheet of Dangerous Substance for particular product.

PACKAGING:

Art. No	Capacity, kg	Package, pieces:	Package, kg:
00403-3	0,25	30	9,50
00401-3	0,5	16	9,70
00404-3	1	6	6,90
00402-3	1,7	6	11,60

This information is based on careful, laboratory research and our long-standing experience. Strong market position does not absolve us from constant control of the quality of our products. However, we are not responsible for the final results after incorrect use of the product.