

TECHNICAL DATA SHEET

Polyester putty for bumpers BUMPER

Two-component polyester putty used for filling hollows and evening scratches on the elements made of plastic materials (polyamides, copolymers of styrene, polyester-glass laminates, etc.), and particularly on the elements subject to impacts. It is characterized by good elasticity and excellent adhesion which enables it to be used on plain surfaces. Resistant to solvents, acids, alkalis and low concentrated brine. It can be over coated with a spray putty and acrylic fillers RANAL.

FOR PROFESSIONAL USE!

GROUND TYPES

- ◆ Polyester laminates
- ◆ Plastics (except PE and PTFE)
- ◆ Two-component acrylic fillers
- ◆ Epoxy primers
- ◆ Old paint coats

ATTENTION! Do not apply directly on wash primers, one-component acrylic or nitrocellulose products.

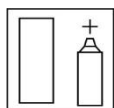
POSSIBLE OVERCOATING

- ◆ Spray putty UNI-SPRAY RANAL
- ◆ Acrylic fillers RANAL

COLOUR

Dark grey

MIXING RATIO



Putty: 100 parts by weight
Hardener: 2 - 3 parts by weight

SURFACE PREPARATION:

- ◆ Plastic surfaces should be degreased, matted with abrasive needled cloth and degreased again.
- ◆ Filler surface should be degreased, sanded with P220-P280 paper and degreased again.
- ◆ Old paint coats should be degreased, sanded with P220-P280 paper and degreased again.
- ◆ Polyester laminates should be degreased, sanded with P80- P120 paper and degreased again.

TECHNICAL DATA SHEET

Attention! Silicone remover RANAL and antistatic clothes RANAL are recommended for degreasing surfaces.

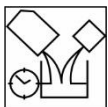
INSTRUCTION FOR USE



Before application mix carefully the components (remember about adequate quantity of hardener!) as the colour becomes uniform. Apply with a spatula the coat not thicker than 3mm. With the coat thicker than 1mm on polypropylene it is recommended to apply two additional coats: adhesion increasing agent RANAL and two-component acrylic filler RANAL together with elasticity increasing agent RANAL.

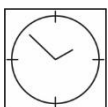
Attention! Do not use in temperature below 10°C.

POT LIFE ONCE MIXED WITH HARDENER



5 to 8 minutes in the temperature of 20°C


DRYING TIME



30-45 minutes in the temperature of 20°C

Drying time can be reduced by heating for 10 minutes in the temperature not exceeding 60°C.

SANDING



Preliminary P80-P120

Final P120-P240

CONTENT OF VOLATILE ORGANIC COMPOUNDS

VOC II/B/b= 250g/L, VOC = 90 g/L

TOOLS CLEANING

Thinner NITRO RANAL

STORAGE CONDITIONS

Store in a dark and dry place away from sources of fire and heat. The shelf life in original package in temperature 20°C is 24 months for the coat and 12 months for the hardener.

HEALTH AND SAFETY RECOMMENDATIONS

According to Safety Data Sheet of Dangerous Substance for particular product.

TECHNICAL DATA SHEET

PACKAGING

Art. No	Capacity, L	Package, pieces:	Package weight:
00901-3	0,5	16	9,50 kg

This information is based on careful, laboratory research and our long-standing experience. Strong market position does not absolve us from constant control of the quality of our products. However, we are not responsible for the final results after incorrect use of the product.